



**ACTION
AGAINST
HUNGER**

2024 HUNGER FUNDING GAP REPORT



GLOBALLY, ONE IN TEN PEOPLE GO TO BED HUNGRY EACH NIGHT AND MORE THAN 25 COUNTRIES DEALT WITH CRISIS LEVELS OF HUNGER IN 2022. HOW DID THE WORLD RESPOND IN 2023 WITH FUNDING NEEDED TO SAVE LIVES?

OUR ANALYSIS HAS FOUND A PERSISTENT GAP BETWEEN THE NEEDS OF THE WORLD'S "HUNGRIEST" COUNTRIES AND THE SUPPORT THEY ARE PROVIDED IN RESPONSE.

Photos: Cover: Christophe Da Silva for Action Against Hunger, Central African Republic
Current Page: Rijasolo for Action Against Hunger, Madagascar

2 // Action Against Hunger // Hunger Gap Index Report

OUR ANALYSIS

TO DEVELOP THIS REPORT, WE:



1

IDENTIFIED THE COUNTRIES SUFFERING THE HIGHEST HUNGER LEVELS IN 2022.

We analyzed 17 countries with a hunger burden at “crisis”¹ levels or above in 2022 for which 2023 hunger funding data is available.

They are: Afghanistan, Burundi, Central African Republic, Democratic Republic of the Congo, Guatemala, Haiti, Honduras, Kenya, Lebanon, Madagascar, Malawi, Mozambique, Pakistan, Somalia, South Sudan, Sudan, and Yemen.

2

ANALYZED THE FUNDING THOSE COUNTRIES RECEIVED IN RESPONSE TO 2023 HUNGER APPEALS.

We looked at how much funding those countries subsequently received from the global community in 2023, when the world was well aware of the hunger crisis. For this, we drew on data from the UN Office for the Coordination of Humanitarian Affairs (OCHA). See the methodology section for details.

3

CALCULATED THE GAP BETWEEN THE NEED AND GLOBAL RESPONSE.

We determined the difference between the funding each country needed to address hunger and how much the global community provided. That is the hunger funding gap.

¹“Crisis” is Phase 3 on the Integrated Food Security Phase Calculation (IPC) Acute Food Insecurity classification system. Please see methodology for details.

“EVERY DAY, MILLIONS OF PEOPLE STILL SUFFER FROM HUNGER AND MALNOURISHED CHILDREN DIE PREVENTABLE DEATHS. WHY? THE WORLD PRODUCES ENOUGH FOOD FOR EVERYONE. WE ALSO HAVE THE FINANCIAL RESOURCES TO MEET THE UN GOAL OF ZERO HUNGER BY 2030. WHAT WE LACK IS THE RESOLVE AND FUNDING NEEDED TO DELIVER ON THIS GOAL. IT’S HEARTBREAKING THAT A WORLD WITHOUT HUNGER IS WITHIN OUR REACH, AND YET WE REFUSE TO SEIZE IT. IT WOULD TAKE \$8.86 BILLION TO FULLY FUND THE HUNGER-RELATED APPEALS OF THE 17 COUNTRIES IN THIS REPORT. THAT’S ROUGHLY HALF OF WHAT THE AMERICAN PUBLIC WILL BET ON THE SUPERBOWL THIS YEAR. SO, AS GLOBAL LEADERS GATHER IN DAVOS, HUNGER MUST BE ON THE AGENDA. WE MUST FOLLOW THE CONVICTION OF OUR CONSCIENCE AS WE REAFFIRM THAT IT IS POSSIBLE TO END HUNGER FOR EVERYONE, FOR GOOD.”

Dr. Charles Owubah, CEO, Action Against Hunger USA



THE WORLD'S INADEQUATE RESPONSE TO THE HUNGER CRISIS

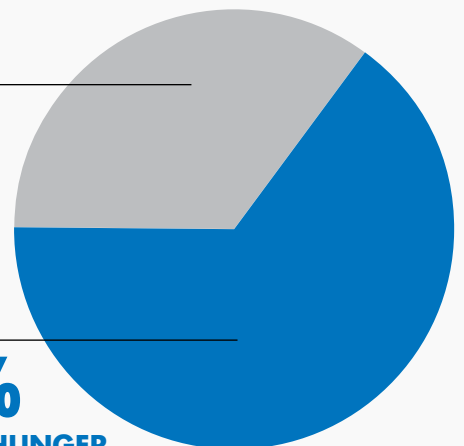
COUNTRY	POPULATION FACING "CRISIS" LEVELS OF HUNGER OR ABOVE	HUNGER FUNDING GAP
Afghanistan	41%	72%
Burundi	10%	76%
Central African Republic	44%	68%
Democratic Republic of Congo	26%	69%
Guatemala	22%	81%
Haiti	48%	66%
Honduras	24%	88%
Kenya	24%	18%
Lebanon	37%	50%
Madagascar	36%	35%
Malawi	14%	82%
Mozambique	10%	75%
Pakistan	30%	59%
Somalia	33%	67%
South Sudan	54%	58%
Sudan	20%	70%
Yemen	55%	68%
AVGERAGE TOTAL	31%	65%

65% OF FUNDING REQUESTS WERE UNMET FOR COUNTRIES DEALING WITH HUNGER CRISES

Despite experiencing crisis levels of hunger, countries received only 35% of their subsequent requests for funding hunger-related programs the following year. Put another way, the world failed to respond to 65% of urgent requests for hunger funding, despite awareness of the depth of the hunger crisis.

35%
HUNGER FUNDING NEEDS MET

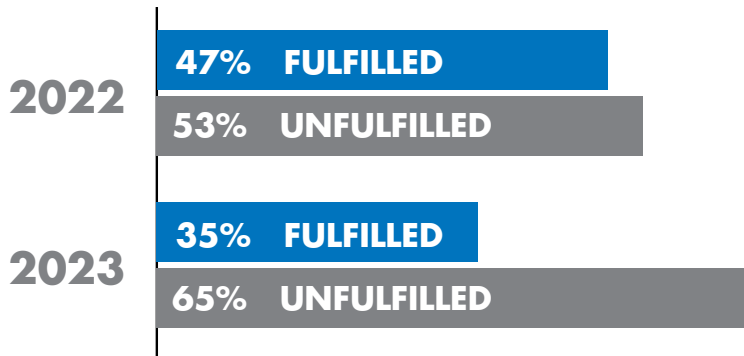
65%
UNMET HUNGER FUNDING NEEDS



THE HUNGER FUNDING GAP GREW 23% IN 2023

At the start of 2024, the hunger funding gap is about 23% larger than it was at the same time last year; the gap grew from [53%](#) to 65%.

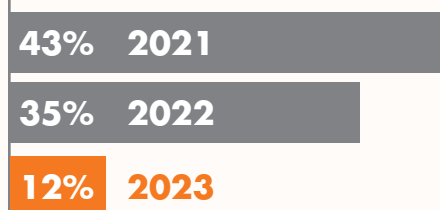
HUNGER APPEALS



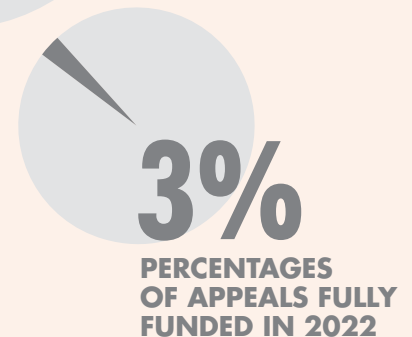
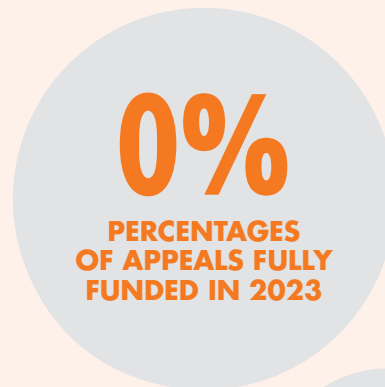
88% OF HUNGER APPEALS ARE NOT EVEN FUNDED HALFWAY.

Approximately 88% of hunger appeals received less than half of the funding requested in 2023. Among countries experiencing crisis levels of hunger, only 12% of hunger-related programs received at least half of the financial resources required to address the crisis.

HUNGER APPEALS FUNDED TO THE HALFWAY POINT



AS NEEDS RISE, HUNGER FUNDING IS NOW SPREAD THINNER



SIGNIFICANT INDIVIDUAL DIFFERENCES

GREATER HUNGER DOESN'T INSPIRE GREATER FUNDING

Strikingly, countries dealing with the highest burden of hunger sometimes receive the fewest resources in response (measured by percentage of hunger-related appeals fulfilled).

For example, Yemen has the highest hunger among countries included in this report, with 55% of the population in a hunger crisis. Yet, only 32% of its hunger funding appeals were fulfilled, leaving a funding gap of 68%. In contrast, with 24% of its population facing a hunger crisis, Kenya has a lower hunger burden—less than half that of Yemen, by percent—yet its hunger funding gap is more than three times smaller, at 18%.

Following a trend we reported in 2021, we found that the amount of financial support countries receive (by

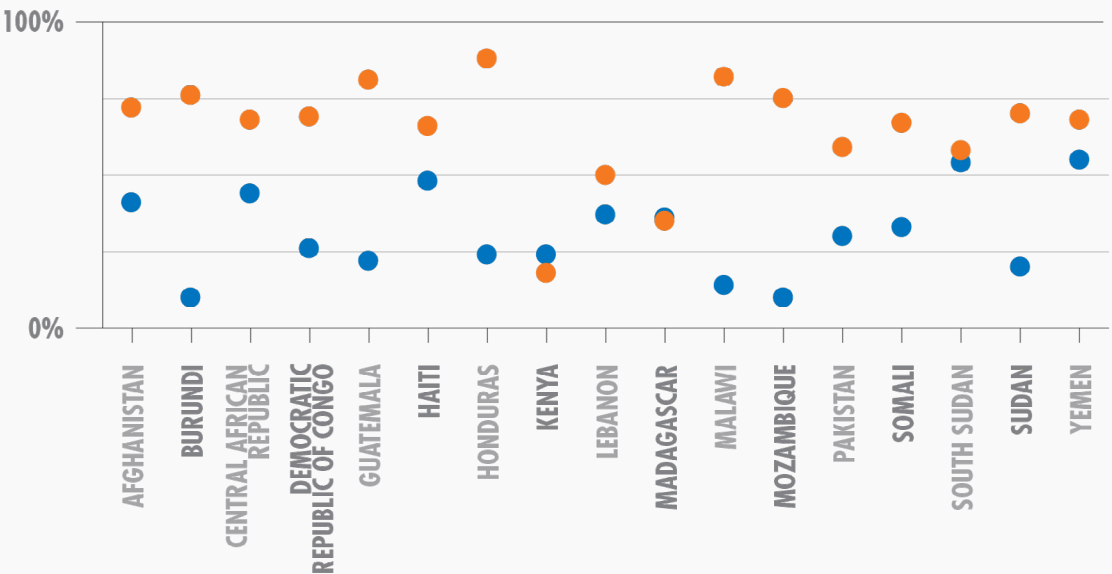
percentage of appeals fulfilled) doesn't necessarily strongly correlate to hunger levels. One example is Honduras and Kenya. In both countries, 24% of the population is dealing with hunger at the crisis level—or worse. Yet, Honduras has an 88% gap in hunger funding while Kenya's funding gap is 18%.

THE HUNGER FUNDING GAP VARIES WIDELY BETWEEN COUNTRIES

To be clear, we believe that every hunger appeal should be fully funded. At the same time, these distinctions point to differences in the operating environments among various countries—as well as an opportunity for the global community to better understand and respond to individual country needs, from funding to humanitarian access, and beyond.

A CLOSER LOOK, BY COUNTRY

- POPULATION FACING "CRISIS" LEVELS OF HUNGER
- HUNGER FUNDING GAP



CLOSING THE HUNGER FUNDING GAP

This report comes at a pivotal time: in 2023, funding for hunger-related programs increased. However, even with that welcome surge of support, funding didn't keep pace with growing needs.

Now, we are already being warned that some of the world's most generous donor countries expect to slash aid budgets in 2024. There is no way to sugarcoat the impact: more people will suffer and millions could die as a result.

The world has enough dollars, euros, renminbi, riyals, rupees, yen, and funds in other currencies to fully close the hunger funding gap. Donor countries must prioritize funding for hunger programs and additional countries must step up to prevent looming humanitarian disasters.

To fully close the gap, individuals, philanthropic foundations, and the private sector also need to step up. Donors need to balance immediate humanitarian support with reliable funds for long-term development to strengthen health, food, and social protection systems that can prevent hunger.

The global community must prioritize funding that is:

- Multi-year and multi-sectoral, so organizations can plan ahead to meet hunger levels that will remain high.
- Targeted directly to local NGOs with experience and staff in the places they serve.
- Flexible enough to respond to rapidly changing needs, including investing in anticipatory action.
- A broader array of donors for greater stability of funding streams.



ROUGHLY 60%

OF THE PLANET'S HUNGRIEST PEOPLE LIVE IN JUST 10 COUNTRIES, INCLUDING EIGHT OF THE COUNTRIES INCLUDED IN THIS REPORT.



"THESE ARE COMPLEX ISSUES AND FUNDING IS JUST ONE PART OF WHAT IT TAKES TO ADDRESS THEM. YET, AFTER WORKING FOR NEARLY 45 YEARS IN MORE THAN 55 COUNTRIES, ACTION AGAINST HUNGER KNOWS THAT CLOSING THE HUNGER FUNDING GAP IS A CRITICAL PART OF LONG-TERM SOLUTIONS. BY SPOTLIGHTING GAPS IN HUNGER FUNDING RELATIVE TO NEED, WE HOPE THIS REPORT WILL HELP MOBILIZE ACTION TO END HUNGER FOR EVERYONE, FOR GOOD."

Michelle Brown,
Associate Director
of Advocacy,
Action Against
Hunger USA



PUTTING FUNDING IN CONTEXT: NYADAT'S STORY

For 12-year-old Nyadat Pet, April 15, 2023 will always be remembered as a dark day. She was playing with friends near their homes in the suburbs of Khartoum, Sudan, when she heard explosions. For two days, bombings and gunfire became more frequent and grew closer to her neighborhood. Her parents decided to seek refuge outside the capital.

It wasn't the first time the family had been displaced. Originally from South Sudan, they fled the conflict there a decade ago and sought safety in Sudan. Now they were on the move again. The family had reached the outskirts of the city when another bomb exploded nearby. Screams and smoke filled the air; Nyadat and her three siblings lost contact with their parents in the confusion. The siblings lived under a tree for days, scavenging for food in the rain. Her brother fell ill. They never found their parents.

Nine days later, a caravan of South Sudanese people took them to Renk, a border town in South Sudan. A government boat arrived to transport displaced people to their chosen destinations. Nyadak and her siblings headed for their family's village. Sadly, they arrived as strangers: the family had been away for ten years and no one recognized the children. The siblings had nowhere to go, so locals directed them to the Action Against Hunger center for former refugees in New Fangak.

They weren't the only ones. Since conflict started in Sudan, an influx of returnees have crossed into South Sudan. Many have settled in New Fangak, a village that has been severely impacted by climate change-induced flooding and is part of a country where 54% of the population is dealing with crisis levels of hunger—yet only 42% of hunger appeals are fulfilled. With a hunger funding gap of 58% and hundreds of returnees arriving

each day, essential services such as healthcare, food, water, and sanitation are stretched beyond their limits. Malnutrition is rising.

Thanks to support from the EU Civil Protection & Humanitarian Aid Operations, Action Against Hunger is responding with lifesaving interventions. Our teams are distributing cash; providing hygiene supplies such as soap, buckets, and water purification tablets; and building temporary latrines to prevent disease.

[More than 85% of people](#) experiencing hunger crises live in countries affected by conflict, which disrupts food systems, hampers aid delivery, and creates a burgeoning population of displaced people. As evident in Nyadat's narrative, this convergence of humanitarian concerns can contribute to even greater instability, often in already fragile regions. While it did not meet the threshold for inclusion in this report based on 2022 hunger levels, Gaza is rapidly becoming an example of this today as a result of the Israeli-Palestinian conflict that is afoot in the region.

WHAT MONEY CAN BUY

\$20 A FUEL EFFICIENT STOVE

\$25 AN EMERGENCY HYGIENE KIT

\$50 LIFESAVING EMERGENCY THERAPEUTIC FOOD

Photo: Action Against Hunger, South Sudan



METHODOLOGY

To shed light on the degree to which funding levels reflect a country's financial needs to address hunger-related issues, our first step was to identify the countries with critical food security conditions in 2022. For this, we referred to the [Integrated Food Security Phase Classification \(IPC\) Tracking Tool](#), isolating the countries categorized as Phase 3 or above. At Phase 3, households “have food consumption gaps that are reflected by high or above-usual acute malnutrition” or “are marginally able to meet minimum food needs but only by depleting essential livelihood assets or through crisis-coping strategies.” This report reflects Phase 3 (Crisis) and above, including Phase 4 (Emergency) and 5 (Famine).

By reviewing data from 2022, we are able to show hunger levels that existed prior to funding decisions being made. This step also helps control for causality: 2023 funding levels did not impact 2022 hunger levels.

Next, we explored funding given through Humanitarian Response Plans (HRPs), Regional Refugee Response Plans (RRPs), and Flash Appeals (FA) in 2023 using data from the [UN OCHA Financial Tracking Service](#) as of January 2, 2024. We considered the percentage of appeals fulfilled within two categories: Food Security and Agriculture, and Nutrition.

We cross-referenced countries in the OCHA system with those in the 2022 IPC population data to isolate the countries for our analysis. We were left with 17 countries: Afghanistan, Burundi, Central African Republic, Democratic Republic of the Congo, Guatemala, Haiti, Honduras, Kenya, Lebanon, Madagascar, Malawi, Mozambique, Pakistan, Somalia, South Sudan, Sudan and Yemen.

Then, we used available OCHA data to calculate a hunger funding gap for each country, which is the difference between funds requested (as outlined above) and funds received. While available data is imperfect, we believe this provides a solid directional sense of the state of global funding for hunger-related programs. For our analysis, all data was rounded to the nearest tenth. In this report, values are rounded to the nearest whole number.

FUNDING TERMS DEFINED

- The Humanitarian Response Plan (HRP) is prepared for a protracted or sudden onset emergency that requires international humanitarian assistance. When it comes to hunger, HRPs may prioritize urgent funds for treating potentially life-threatening forms of child malnutrition and contain requests for comparatively less funding for long-term agricultural sector development, for example.
- Regional Refugee Response Plans (RRPs) are developed to respond to the needs of a specific refugee population found in the neighboring countries of the region.
- A Flash Appeal (FA) is an interagency humanitarian response strategy to a major disaster that requires a coordinated response beyond the capacity of the government plus any single agency.

Photo: Rijasolo for Action Against Hunger, Madagascar

LIMITATIONS AND CONSIDERATIONS

We note several limitations, which we hope future research might address. These include:

- Our report methodology offers an initial analysis that looks at a defined window in time and focuses only on “crisis” levels of hunger (IPC Phase 3+). It is critical to note that earlier and greater funding also is needed to help prevent communities at IPC Phase 1 and 2 from experiencing rising hunger levels. Future reports could take a broader view.
- We focused our analysis on countries where adequate data was available both on IPC classification and UN appeals made through the OCHA Financial Tracking Service (OCHA). As a result, some countries facing high levels of hunger (IPC Phase 3 or greater) were excluded since they did not appear in the OCHA data set. Conversely, countries that appear in the OCHA data set but which have a comparatively lower burden of hunger also were excluded. To be clear, we believe every hunger appeal should be fully funded, regardless of a country’s IPC classification level.
- For the countries with duplicate or more than one type of appeal (Afghanistan, Democratic Republic of the Congo, Mozambique, South Sudan, and Sudan), we calculated an average for each variable. We believe this approach may provide a more realistic view of total hunger funding needs and the response from the global community. Pakistan reflects hunger-related funding data from that country’s Floods Response Plan. Similarly, data for Mozambique reflects both its Humanitarian Response Plan and hunger-related elements of an appeal around Cholera, Cyclone and Floods. Data for Afghanistan, the Democratic Republic of the Congo, Sudan, and South Sudan reflect those countries’ Humanitarian Response Plans and hunger-related elements of their Refugee Response Plans.
- There are two countries for which a full OCHA data set was available for only one of the two sectors of interest: Lebanon (Nutrition) and Honduras (“Seguridad Alimentaria y Nutricional”). We reviewed the two prior years and after determining that approach is not an anomaly limited only to 2023, decided not to exclude those countries from our assessment. Since the 2023 global hunger funding gap was calculated as an average of country-level data—rather than sectoral averages—this approach should not influence broader conclusions.
- Critically, there can be challenges to data availability and integrity, including critical differences in the percentage of population analyzed and meaningful data gaps, particularly in conflict-affected areas with limited humanitarian access. This report does not assume that OCHA appeals fully or adequately reflect actual funding needed to address (and ideally prevent) the hunger crisis. Therefore, the actual gap in funding relative to need may be even larger.
- We recognize that other sectors may have received even less funding than Food Security and than Agriculture and/or Nutrition. We hope that more studies will be conducted using a similar approach to shed light on other humanitarian and development needs and how responsive the global community is to funding appeals.





SHARE THIS REPORT



#FundTheHungerGap
www.actionagainsthunger.org

 @acfusa

 @actionagainsthunger

 Action Against Hunger

 Action Against Hunger | ACF - USA

Photos: Top: Rijasolo for Action Against Hunger, Madagascar
Left: Abel Gichuru for Action Against Hunger, Kenya